



SECURA™

DOORSET SOLUTIONS

Impact Resistant Doorsets for
the Mental Health Environment



SECURA™ DOORSETS

SECURA™ Doorsets are packages offered through Intastop's partners. Combining a range of specialist products for the mental health and dementia market the sets focus on prevalent issues such as safety; reduction of ligature and increased strength and abuse resistance; privacy and compliance with building regulations.

Differing doorset packages have been created with a wide range of options and finishes available so the package can be tailored to your specific needs and desires.

The doorsets are factory fitted and can be delivered pre hung in the frames, ready for securing into the structural opening. This not only saves on the time of installation but reduces the problems of site fitting components.

Please note that Intastop and it's partners offer a range of products designed to minimise the risk of self-harm and does not offer any guarantee that it will not take place.


SECURA™ Doorset Benefits




Improves safety of patients



Reduces your maintenance and overall lifecycle costs



Helps reduce patient suicide and self-harm



CONTENTS

Bedroom Doorsets

- Single Leaf Bedroom Door 04
- Leaf and a Half Bedroom Door 06

Ensuite Doorsets

- Ensuite 08
- Ensuite Plus 10

Corridor Doorset 12

Communal Doorset 14

Seclusion Doorset 16

Door Cores 18

Colours & Finishes 19



SINGLE LEAF BEDROOM DOOR

Impact Resistant, Reduced Ligature and Anti-Barricade

Providing a comfortable, relaxing and safe environment is essential to the well-being and progress of a service user's rehabilitation. Bedrooms should be an area of solace where care and safety is of uppermost importance.

The door leading into the bedroom is pivotal to this; our solutions ensure instant access even in barricade solutions, high visibility and black out giving the user total privacy and a range of anti-ligature measures to ensure complete safety.

The SECURA™ Doorset - Bedroom Single Leaf has been designed and manufactured specifically to provide a complete solution that overcomes abuse, anti ligature and barricade solutions allowing inward opening doors to be opened outwards quickly in an emergency.

Features




Easy access in event of a barricade



Fire Tested for 30 minutes



Components tested to DHF TS 001: 2013 B4
(0.5mm wire test)



Door Top Alarm



Removable Doorstop



I-Vision

DESIGN BENEFITS

Very Quick Access – Doorset can be unlocked and opened in the outward direction within seconds.

High Abuse – Fully impact and scratch resistant door option available whilst maintaining an attractive décor (PVC Clad).

Door Control – One key option for the whole doorset, plus secondary override option provides peace of mind that access can always be gained.


Privacy & Dignity – Full privacy for the user but 92% visibility through the I-Vision when open.

Performance – Components achieved anti-ligature test DHF TS 001:2013 B4 as well as fire & abuse.

Less institutional – All aluminium / steel profiles can be powder coated or have a wood effect finish for a less institutional appearance.



Lock



Key - SECURA™ Doorset - HINGED BEDROOM – SINGLE LEAF

- | | | | |
|--|---|--|---|
| 1 Hinge
Double Swing Hinge | 3 Ligature Detection
Door Top Alarm | 5 Vision Panel Beading
Wood Effect, PVC, Timber or Stainless Steel | 7 Handle |
| 2 Door Finish
Wood Effect PVC clad, Timber Veneer or PVC Solid colour clad | 4 Privacy Vision Panel
INTAGlaze Vision | 6 Removable Doorstop
SECURA™ Stop Multilock Doorstop or Removable Doorstop | 8 Lockset |
| | | | 9 Closer
Floor Mounted Closer
Frame Mounted Closer |
| | | | 10 Frame |

LEAF AND A HALF BEDROOM DOOR

Impact Resistant, Reduced Ligature and Anti-Barricade

Providing a comfortable, relaxing and safe environment is essential to the well-being and progress of a service user's rehabilitation. Bedrooms should be an area of solace where care and safety is of uppermost importance.

The door leading into the bedroom is pivotal to this; our solutions ensure instant access even in barricade solutions, high visibility and black out giving the user total privacy and a range of anti-ligature measures to ensure complete safety.

The SECURA™ Doorset – Bedroom Leaf & ½ has been designed and manufactured specifically to provide a complete solution that overcomes abuse, anti-ligature and barricade solutions allowing inward opening of doors to be opened outwards quickly in an emergency.

Features



Fire tested for
30 minutes




Easy access
in event of a
barricade



Components cycle
tested to at least
250,000 cycles



Components tested
to DHF TS 001: 2013
B4 (0.5mm wire test)



Door Top Alarm



Double Swing Hinge
& Floor Mounted Closer



Double Swing Hinge

DESIGN BENEFITS

Very Quick Access – Doorset can be unlocked and opened in the outward direction within seconds.


High Abuse – Fully impact and scratch resistant door option available whilst maintaining an attractive décor (PVC Clad).

Door Control – One key option for the whole doorset, plus secondary override option provides peace of mind that access can always be gained.


Privacy & Dignity – Full privacy for the user but 92% visibility through the Vision when open.

Performance – Components achieved anti-ligature test DHF TS 001:2013 B4 as well as fire & abuse.

Less institutional – All aluminium / steel profiles can be powder coated or have a wood effect finish for a less institutional appearance.



IntaGlaze



Key - SECURA™ Doorset - BEDROOM LEAF & ½

- | | | | |
|---|--|--|---|
| <p>1 Hinge
Double Swing Hinge</p> <p>2 Door Finish
Wood Effect PVC Clad,
Timber Veneer or PVC Solid
Colour Clad</p> <p>3 Ligature Detection
Door Top Alarm</p> | <p>4 Privacy Vision Panel
Vision
INTAGlaze</p> <p>5 Vision Panel Beading
Wood Effect, PVC, Timber
or Stainless Steel</p> | <p>6 Removable Doorstop
SECURA™ Stop Multilock
Door Stop or Removable
Doorstop</p> <p>7 Lockset</p> <p>8 Handle</p> | <p>9 Closer
Floor Mounted Closer
Frame Mounted Closer</p> <p>10 Frame</p> <p>11 Flush Bolt</p> |
|---|--|--|---|

ENSUITE

Reduced Ligature & Suicide Prevention

Ensuites are a high privacy area. Service users and staff need to have confidence that this room will provide discretion and safety. To ensure these are achieved Intastop have developed a range of products that will offer both privacy and protection.

The SECURA™ Doorset – Ensuite has been designed and manufactured specifically to provide a complete solution that overcomes abuse and ligature issues.

Features



SECURA™ Hinge (Grade 1) Abuse tested



Components cycle tested to at least 1,500,000 cycles




Ironmongery Tested to DHF TS 001: 2013 B4 (0.5mm wire test)




Improves safety of patients



Electrical Transfer Hinge



Door Top Alarm



Handle

DESIGN BENEFITS

Performance – Components achieved anti-ligature test DHF TS 001:2013 B4 (0.5mm wire) as well as performance & abuse.

Privacy & Dignity – Full Privacy provided.

Door Control – Secondary override option provides peace of mind that access can always be gained.

Options – Fold Away Lock back systems and Stable Door design options available.

Less institutional – All aluminium / steel profiles can be powder coated or have a wood effect finish for a less institutional appearance.



Secura Hinge



Key - SECURA™ Doorset - ENSUITE

1 Hinge
SECURA™ Hinge

2 Door Finish
Wood Effect PVC Clad,
Timber Veneer or PVC
Solid Colour Clad

3 Ligature Detection
Door Top Alarm

4 Handle

5 Lockset


6 Frame

ENSUITE PLUS

Impact / Water Resistant, Reduced Ligature, Anti FingerTrap & Suicide Prevention.

The SECURA™ Doorset – Ensuite Plus has been designed and manufactured specifically to provide a complete solution that overcomes high abuse, ligature and finger trapping issues, is water proof and provides ligature detection.

The post formed doors offer a low maintenance highly resistant solution that provides moisture and water resistance as well as containing Hygienilac® – an antibacterial agent capable of killing 95% of harmful bacteria. Combined with the unique Anti-Ligature Door Top Alarm and Finger Safety Hinge we can offer a completely safe and secure ensuite doors solution.



Door Top Alarm



Handle

Features



Improves safety of patients



Components cycle tested to at least 1,500,000 cycles



Ironmongery Tested to DHF TS 001: 2013 B4 (0.5mm wire test)

DESIGN BENEFITS

High Abuse – Fully impact, Scratch and Water Resistant Door whilst maintaining an attractive décor.

Anti - Finger Trap – Unique Anti-Ligature Hinge that eliminates finger trapping, yet allows the door to still open the 180° back to the wall.

Door Control – Secondary override option provides peace of mind that access can always be gained.


Performance – Components achieved anti- ligature test DHF TS 001:2013 B4 (05mm wire) as well as performance & abuse.

Options – Fold Away Lock back systems and Stable Door design options available.

Less institutional – All aluminium / steel profiles can be powder coated or have a wood effect finish for a less institutional appearance.



Finger Safety Hinge



Lock Back Hinge



Key - SECURA™ Doorset - ENSUITE PLUS

1 Hinge

Finger Safety Hinge

3 Ligature Detection

Door Top Alarm

4 Handle

5 Lockset

6 Frame

Wood Effect PVC Clad,
PVC Solid colour clad

2 Door Finish

Wood Effect PVC Clad,
PVC Solid colour clad

CORRIDOR

Reduced Ligature

Corridor doors are at the heart of the facility where many users, staff, family and friends pass through. The touch points in these high traffic doors are subject to high usage and often require more frequent maintenance.

The SECURA™ Doorset – Corridor has been designed specifically to provide a complete solution that overcomes abuse and anti-ligature.

Features



Fire Tested for 30 & 60 minutes




Components cycle tested to at least 250,000 cycles



Hinges & Handle tested to DHF TS 001: 2013 B4 (0.5mm wire test)



Handles



Double Swing Hinge



Concealed Perko Powermatic Closer

DESIGN BENEFITS

Door Control – Hold open option / electronic release on the sound of the fire alarm.

Access Control – Range of options available if required.

Glazing – 10mm thick toughened glass as standard with the option of 19mm thick glass.

Performance – Components thoroughly tested for performance and abuse.

Less institutional – All aluminium / steel profiles can be powder coated or have a wood effect finish for a less institutional appearance.



Secura Hinge



Key - SECURA™ Doorset - CORRIDOR

- | | | | |
|---|--|--------------------------------------|---|
| <p>1 Hinge
SECURA™ Hinge,
Double Swing Hinge</p> | <p>3 Vision Panel
10mm or 19mm
toughened fire glass</p> | <p>4 Vision Panel Beading</p> | <p>7 Closer
Concealed Closer
Floor Mounted Closer
Frame Mounted Closer</p> |
| <p>2 Door Finish
Timber Veneer</p> | | <p>5 Frame</p> | |
| | | <p>6 Handle</p> | |

COMMUNAL

Reduced Ligature & Anti-Barricade

Communal areas are often seen as the heart of a facility where many users, staff, family and friends pass through or meet. The touch points in these high traffic areas are subjected to high usage and often require more frequent maintenance.

The SECURA™ Doorset – Communal has been designed and manufactured specifically to provide a complete solution that overcomes abuse, anti-ligature and anti-barricade.

Features




Fire Tested for 30 minutes




Components cycle tested to at least 250,000 cycles



Hinges & Handle tested to DHF TS 001: 2013 B4 (0.5mm wire test)



Internal Glaze Panel



Handle



Double Swing Hinge

DESIGN BENEFITS


Door Opening – Single Swing or Anti-Barricade.

Door Control – Hold open option / electronic release on the sound of the fire alarm.

Glazing – 10mm thick toughened glass as standard with the option of 19mm thick glass.

Performance – Components thoroughly tested for performance and abuse.

Less institutional – All aluminium / steel profiles can be powder coated or have a wood effect finish for a less institutional appearance.



Removable Door Stop



Key - SECURA™ Doorset - COMMUNAL

- | | | | |
|---|---|---|--|
| <p>1 Hinge
SECURA™ Hinge
Double Swing Hinge</p> | <p>3 Vision Panel
10mm or 19mm
toughened fire glass,
INTAGlaze Privacy
Vision Panel, IntaSwitch
Switchable Panel</p> | <p>4 Vision Panel Beading</p> | <p>7 Handle</p> |
| <p>2 Door Finish
Timber veneer or Wood
Effect PVC Clad</p> | <p>5 Frame</p> | <p>6 Removable Doorstop
SECURA™ Stop Multilock
Door Stop or Removable
Doorstop</p> | <p>8 Lockset</p> |
| | | | <p>9 Closer
Floor Mounted Closer
Frame Mounted Closer</p> |

SECLUSION

Reduced Ligature & Anti-Barricade

The design and density of the Secura™ Doorset - Seculsion, provides the necessary strength to resist physical attack whilst offering a wide range of natural and clinical finishes, supporting the designers in their desire to create and deliver recovery and therapeutic environments in Mental Health Care.

These doors have been successfully installed in facilities across the United Kingdom for a number of years, providing the levels of security and safety required whilst accommodating a wide variety of operational requirements.

Features




Severe Duty Doorset



Hinge Tested to 1,500,000 cycles



Hinge Tested to DHF TS 001: 2013 B4
(0.5mm wire test)



Wider Leaf Hinge



Lock

DESIGN BENEFITS

Door Core – High Density min 800kg/m³ hardwood core.

Locking – Three point mortised heavy duty locking / bolting mechanism.

Access Control – Optional extra for remote locking.

Privacy & Dignity – Full Privacy provided.

Performance – Components thoroughly tested for performance and abuse.

Less institutional – All aluminium and steel profiles can be powder coated or have a wood effect finish for a less institutional appearance



Slimline
Mortice
Lockset



Sunken Pull Handle



Key - SECURA™ Doorset - SECLUSION

- 1 Hinge**
Heavy Duty Wider Leaf Hinge
- 2 Door Finish**
Timber Veneer, Wood Effect PVC, PVC Solid Colour
- 3 Privacy Vision Panel**
10mm or 19mm Toughened Fire Glass, IntaGlaze, IntaSwitch
- 4 Vision Panel Beading**
- 5 Handle**
- 6 Lockset**
- 7 Frame**

DOOR CORES

The SECURA™ Doorset solutions are supplied in association with Falcon Panel Products Ltd. There are 2 standard cores and the overall leaf thickness will vary depending on the finish, material and performance level.

STREDOR®

Stredor® is a lighter weight solid laminated timber core with premium beech or MDF faces. Stredor® solid timber door blanks are fully tested to BS476 part 22 for FD30 and FD60. They can also be utilised for NFR applications.

Features




Severe Duty Door core



Lighter weight solid laminated timber core



Fully fire tested fire performance



STREDOR®

STREBORD®

Strebord® 44 is suitable as a general purpose door core and has been extensively tested (BS476 Pt.22) for FD30 applications.

Strebord® 54 is suitable as a general purpose door core where heavier duty performances are required and has been extensively tested (BS476 Pt.22) for FD60 applications.

Features



Tested to 1,000,000 cycles



Abuse and Mechanically tested to DD171 and BSEN1192



Fully fire tested fire performance



STREBORD®

COLOURS & FINISHES

Inpro IPC® Impact Resistant Wood Effect PVC Finish Options (Standard)

New Range of wood effect finishes



**AMERICAN
WALNUT**



**SANTA ROSA
OAK**



**BOSTON
CHERRY**



HONEY NUT




APPLEWOOD




**NATURAL
MAPLE**


Timber Veneer Options (Standard)




ASH




MAPLE




BEECH



OAK




CHERRY



WALNUT

Impact Resistant Solid Colour PVC - Finish Options (Standard)




POLAR WHITE
RAL9003*
LRV 82.57




IVORY
RAL 1013*
LRV 71.23



LIGHT BEIGE
LRV 44.64




STEEL GREY
RAL 7038*
LRV 38.48



SNOW WHITE
RAL 9001*
LRV 72.01



SAND
RAL 1014*
LRV 56.38



PALE GREY
RAL 7044*
LRV 51.15



STORM GREY
RAL 7037*
LRV 20.58



SLATE GREY
RAL 7011*



POSEIDON BLUE
RAL 5012*
LRV 26.52



PALE GREEN
RAL 6034*
LRV 36.06



BURGUNDY
RAL 3011*
LRV 9.91



PALE BLUE
RAL 5024*
LRV 30.40



TWILIGHT BLUE
RAL 5003*
LRV 8.30



OLIVE GREEN



MISTY GREY
RAL 7046*
LRV 19.54

*To nearest RAL

The colours shown are as close as the printing process allows. An exact colour match can only be achieved by requesting a physical colour swatch from Intastop.



SECURA™

DOORSET SOLUTIONS



Intastop Ltd.

Tel: +44 (0)1302 364 666
Fax: +44 (0)1302 364 777
Email: sales@intastop.com
Web: www.intastop.com

Follow - @IntastopLtd

Like - IntastopLtd

