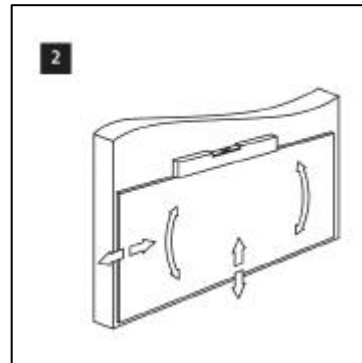
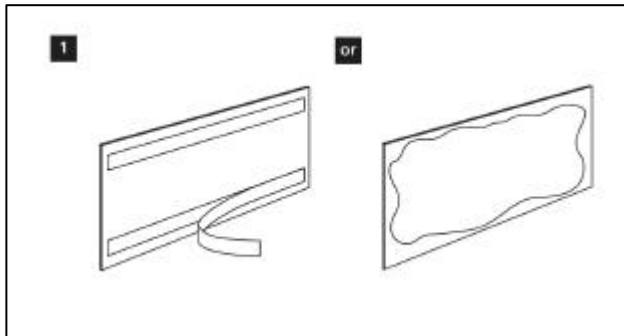


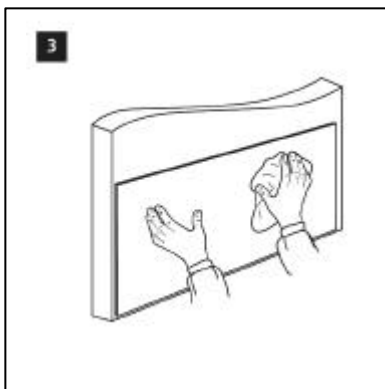
**For product reference prefix: FS**

Intastop Ltd can take no responsibility for incorrect operation of Impact Protection Sheet that is not fitted as per directed in these instructions.



- Remove protection from self adhesive tape
- Or apply Tremco adhesive spray to both surfaces allow to dry for 2-3 minutes then press both surface together

- Position plate carefully on door



- Consolidate by applying heavy pressure over the entire surface by means of a heavy roller or clamping.

FOR ADHESIVE OPTION ALLOW 24 HOURS TO SET

**PVC-u Impact Protection Sheet  
(General Information)**

- The sheet material should be stored flat and protected from damage for a period of 24 hours at ambient temperature before use
- The sheet achieves class 1 fire rating. If the sheet is to be used where there is a likelihood of extremes in changes of temperature, please contact our technical representative
- If using adhesives to fix this product rather than double sided tape, please refer to current C.O.S.H.H information and data sheet which are provided with the product (copies available on request)
- The sheet may be cut to size and shaped at works or on site using a fine-toothed saw or sharp "Stanley" knife. All sharp edges should be removed by means of fine or suitable abrasive sheet.

**FIXING INSTRUCTION**